



**Kingfisher
Lighting**

Part of the LUCECO group of companies

Datasheet

SEMITA Urban



Specification Text

The SEMITA Urban shall be manufactured from high pressure die-cast aluminium and powder coated with a RAL 7016 Anthracite Grey marine grade finish. It shall have a power output ranging between 6 - 11W, with an efficacy of 127 - 146 lm/W. The luminaire shall deliver 744 - 1,611 luminaire lumens. The SEMITA Urban has a range of different optics to suit narrow, medium and wide paths, with a fully programmable DALI driver. Available in 2700K and 4000K, the luminaire shall be IK10 and IP66 rated with 3 hour integral emergency back-up and self-test options available.

For DarkSky Specifications, the luminaire shall produce a CCT of 2700K.



Specification

Weight: 2.4 kg
Material: Die-cast Aluminium
Paint Finish: RAL7016 Anthracite Grey
Embodied Carbon: 44 kg CO₂e

Product Description

Designed and engineered in the UK, SEMITA Urban is a slimline wallpack, available with street, path or flood optics in addition to comfort options.



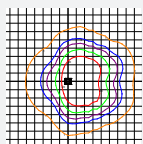
**Kingfisher
Lighting**

Part of the LUCECO group of companies

Key Features

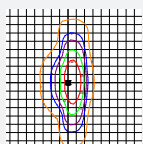

- 6.0W - 11.0W
- 744 - 1,611 Luminaire Lumens
- Efficacy up to 146.0 lm/W
- 2700K, 4000K, CRI>70
- IP66, IK10
- Lifetime > 100,000hr, L80
- Toolless Entry
- 3 Hour Integral Emergency
- DarkSky Approved

Optics



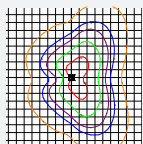
Flood Optic FL

Designed with excellent wide distribution for areas needing greater illumination such as car parks, children's areas and many more areas



Path Optic OC

Perfect for a variety of pedestrian areas in close proximity to buildings. E.g retail parks, façade lighting and offices



Street Optic ST

Ideal for illuminating areas such as building perimeters and access areas. It would be best placed in areas such with high security needs.



Circular Economy Score

0 to 0.05	Very poor circular economy performance
0.5 to 1.5	Some circular economy functionality
1.5 to 2.5	Definite/substantial progress to circularity
2.5 to 4.0	Excellent circularity

Other Options Available

Contact for further details

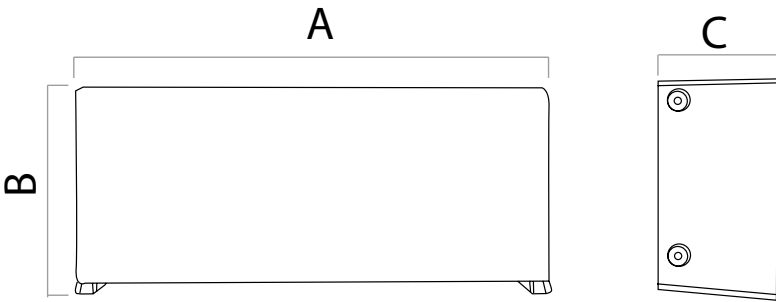
- 3 Hour Integral Emergency
- Colour Temperature Opportunities

Mounting Options

- Wall Mount

Body Type	A	B	C
Standard	337	148	82

All measurements in mm



Code	Power	Luminaire Lumens	Drive Current	Inrush Current A pk	Optic	CCT(K)	IP	IK	Weight kg	Driver Included	Driver Type
SEMUFL08D	6.0	812	205	5.0	Asymmetrical Flood Optic FL	4000	IP66	IK10	2.4	Yes	Basic DALI
SEMUFL08D27K	6.0	771	205	5.0		2700	IP66	IK10	2.4	Yes	Basic DALI
SEMUFL15D	11.0	1,611	410	5.0		4000	IP66	IK10	2.4	Yes	Basic DALI
SEMUFL15D27K	11.0	1,530	410	5.0		2700	IP66	IK10	2.4	Yes	Basic DALI
SEMUOC15D	11.0	1,570	410	5.0	Asymmetrical Path Optic OC	4000	IP66	IK10	2.4	Yes	Basic DALI
SEMUOC15D27K	11.0	1,505	410	5.0		2700	IP66	IK10	2.4	Yes	Basic DALI
SEMUOC08D	6.0	802	205	5.0		4000	IP66	IK10	2.4	Yes	Basic DALI
SEMUOC08D27K	6.0	762	205	5.0		2700	IP66	IK10	2.4	Yes	Basic DALI
SEMUST08D	6.0	783	205	5.0	Asymmetrical Street Optic ST	4000	IP66	IK10	2.4	Yes	Basic DALI
SEMUST08D27K	6.0	744	205	5.0		2700	IP66	IK10	2.4	Yes	Basic DALI
SEMUST15D	11.0	1,496	410	5.0		4000	IP66	IK10	2.4	Yes	Basic DALI
SEMUST15D27K	11.0	1,425	410	5.0		2700	IP66	IK10	2.4	Yes	Basic DALI