

Datasheet

ELLIS Series



Specification Text

The ELLIS shall be manufactured from die-cast aluminium and powder coated with a graphite grey or aluminium silver finish. It shall have a power output ranging between 7 - 40W, with an efficacy up to 98lm/W. It shall deliver 575 - 3,900 luminaire lumens. The ELLIS has a range of different beam angles and both one and two way illumination. Available in 3000K or 4000K, the luminaire shall be IK07 and IP65.

Specification

| | |
|---------------|---------------------------|
| Weight: | 0.9 - 5.5kg |
| Windage: | 0.02 - 0.09m ² |
| Material: | Die-cast Aluminium |
| Paint Finish: | Aluminium Silver |

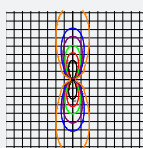
Product Description

ELLIS is the façade luminaire designed to accentuate your architectural structures. With the option of one or two way illumination the ELLIS series gives a stunning asymmetrical distribution.

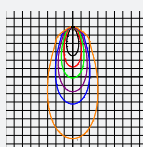
Key Features

- 7.0 - 40.0W
- 575 – 3,900 Luminaire Lumens
- Efficacy up to 98 lm/W
- 4000K, CRI>80
- IP65, IK07
- Lifetime 60,000, L80
- Colour Temperature

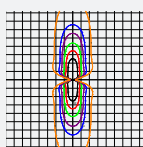
Optics



Symmetrical 37°



Symmetrical 37 + 37°



Symmetrical 29°

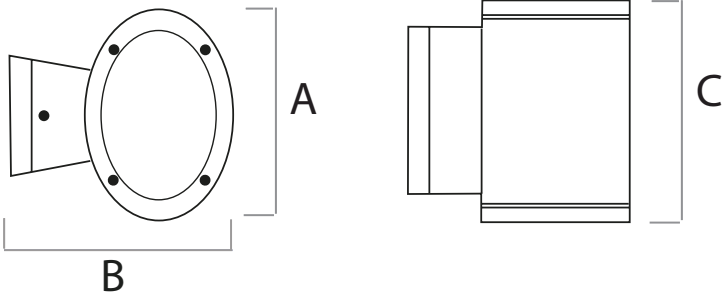


Mounting Options

- Wall Mount

| Body Type | A | B | C |
|-------------------|-----|-----|-----|
| ELLIS 1 - One Way | 100 | 110 | 230 |
| ELLIS 1 - Two Way | 100 | 110 | 330 |
| ELLIS 2 - One Way | 200 | 210 | 285 |
| ELLIS 2 - Two Way | 200 | 210 | 455 |

All measurements in mm



| Code | Power | Luminaire Lumens | Drive Current | Optic | CCT(K) | IP | IK | Weight kg | Driver Included | Driver Type |
|------------------------|-------|------------------|---------------|-----------------------|--------|------|------|-----------|-----------------|-------------|
| ELL1-1W-SY37-840-7-21 | 7.0 | 575 | 350 | Symmetrical 37° | 4000 | IP65 | IK07 | 0.9 | Yes | Fixed |
| ELL1-2W-SY37-840-13-21 | 13.0 | 1,150 | 350 | Symmetrical 37° + 37° | 4000 | IP65 | IK07 | 1.12 | Yes | Fixed |
| ELL2-1W-SY29-840-20-21 | 20.0 | 1,950 | - | Symmetrical 29° | 4000 | IP65 | IK07 | 4.9 | Yes | Fixed |
| ELL2-2W-SY29-840-40-21 | 40.0 | 3,900 | - | | 4000 | IP65 | IK07 | 5.5 | Yes | Fixed |