

# Datasheet

## GOTHIC 180



**Arcluce**

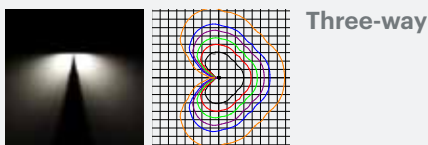
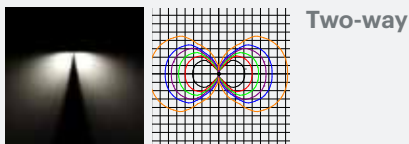
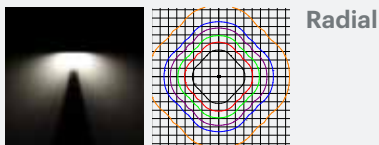
### Specification Text

The GOTHIC 180 shall be manufactured from with a die-cast aluminium body with an extruded aluminium pole. It shall be powder coated with a graphite grey or aluminium silver finish. It shall have a power output ranging between 19 - 36W, with an efficacy up to 49 lm/W. It shall produce 850 - 1,750 luminaire lumens. The GOTHIC has radial, two way and three way distributions. It shall produce minimal upwards light. The luminaire shall come in 3000K and 4000K and be rated IK10 and IP66 with 710mm or 1000mm heights available.

### Specification

Weight:	8.7 - 16.2kg
Windage:	0.02 - 0.09m <sup>2</sup>
Material:	Die-cast Aluminium
Paint Finish:	Graphite Grey

### Optics




### Product Description

This angular bollard is guaranteed to add a modern edge to any scheme. GOTHIC offers a number of distribution options including radial, two or even three way illumination.

### Key Features

- 19.0 - 36.0W
- 850 - 1,750 Luminaire Lumens
- Efficacy up to 49 lm/W
- 4000K, CRI>80
- IP66, IK10
- Lifetime 60,000, L80
- Emergency Capabilities
- Anti-Glare

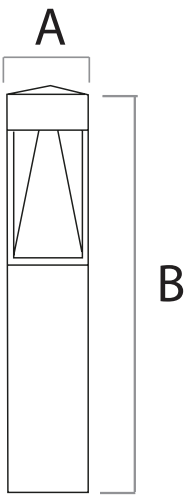


# Mounting Options

- Flange Mount

Body Type	A	B	C
GOTHIC 1M	180	180	1,000
GOTHIC 0.7M	180	180	710

All measurements in mm



Code	Power	Luminaire Lumens	Drive Current	Optic	CCT(K)	IP	IK	Weight kg	Driver Included	Driver Type
GOT1807-SYR-840-36-16	36.0	1,750	700	Radial	4000	IP66	IK10	8.7	Yes	Fixed
GOT1801-SYR-840-36-16	36.0	1,750	700		4000	IP66	IK10	15.2	Yes	Fixed
GOT1807-2W-840-19-16	19.0	850	700	Two-way	4000	IP66	IK10	15.7	Yes	Fixed
GOT1801-2W-840-19-16	19.0	850	700		4000	IP66	IK10	16.2	Yes	Fixed
GOT1807-3W-840-28-16	28.0	1,200	700	Three-way	4000	IP66	IK10	15.2	Yes	Fixed
GOT1801-3W-840-28-16	28.0	1,200	700		4000	IP66	IK10	15.7	Yes	Fixed

