

Datasheet

KLOU-IK



Specification Text

The KLOU-IK 180 shall be manufactured from with a die-cast aluminium body with an extruded aluminium pole. It shall be powder coated with a graphite grey or aluminium silver finish. It shall have a power output ranging between 13.0 - 25.0W, with an efficacy up to 78 lm/W. It shall produce 975 - 1,950 luminaire lumens. The KLOU-IK 180 bollard has one way, two way and radial distribution. It shall provide minimal upwards light with 3 hour integral emergency options available. The luminaire shall come in 3000K and 4000K and be rated IK10 and IP66 with 470 mm and 970 mm heights available.

Specification

Weight:	7.3 - 10.4 kg
Material:	Die-cast Aluminium
Paint Finish:	Graphite Grey

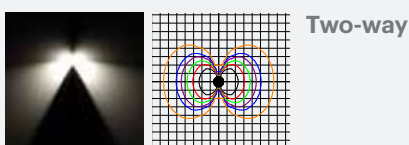
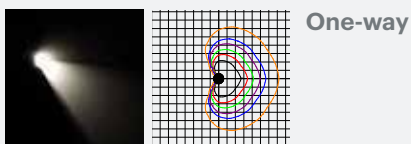
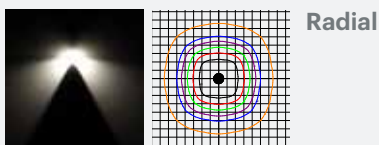
Product Description

Providing perfect beam control, the KLOU-IK utilises different optics to provide a combination of different optics. The bollards are designed to be durable and vandal resistant, yet stylish.

Key Features

- 13.0 - 25.0W
- 975 - 1,950 Luminaire Lumens
- Efficacy up to 78 lm/W
- 3000K, 4000K, CRI>80
- IP66, IK10
- Lifetime 60,000, L80
- Emergency Capabilities

Optics

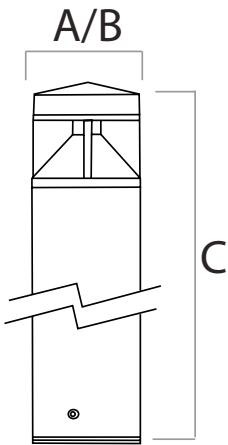


Mounting Options

- Flange Plate Mount

Body Type	A	B	C
KLOU-IK 0.5M	184	184	470
KLOU-IK 1M	184	184	970

All measurements in mm



Code	Power (W)	Luminaire Lumens (lm)	Optic	CCT(K)	IP	IK	Weight (kg)	Driver Included	Driver Type
KLO5-IK-SYR-840-25-16	25.0	1950	Radial Optic	4000	IP66	IK10	7.3	Y	Fixed
KLO1-IK-SYR-840-25-16	25.0	1950		4000	IP66	IK10	10.4	Y	Fixed
KLO5-IK-1W-840-13-16	13.0	1000	One Way Optic	4000	IP66	IK10	7.3	Y	Fixed
KLO1-IK-1W-840-13-16	13.0	1000		4000	IP66	IK10	10.4	Y	Fixed
KLO5-IK-2W-840-13-16	13.0	975	Two Way Optic	4000	IP66	IK10	7.3	Y	Fixed
KLO1-IK-2W-840-13-16	13.0	975		4000	IP66	IK10	10.4	Y	Fixed