



# Kingfisher Lighting

A division of the LUCECO group

## Datasheet



## KRION Series

### Specification Text

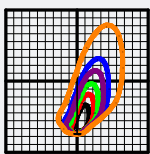
The KRION shall be manufactured from Extruded aluminium and powder coated with a graphite grey or aluminium silver finish. It shall have a power output ranging from 20 - 81W, with an efficacy of 96 - 104lm/W. The luminaire shall deliver 2,050 - 8,050 luminaire lumens.

The KRION is available with a range of different beam angles and sizes to suit a wide variety of projects. Available in 3000K, 4000K or RGBW, the luminaire shall be IK10 and IP67 rated.

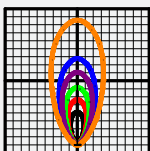
### Specification

Weight: 2.1 kg - 6.3 kg  
Material: Die-cast Aluminium  
Paint Finish: Aluminium Silver

### Optics



Asymmetrical  $I_{max}=18^\circ$



Symmetrical  $28^\circ$

### Product Description



KRION offers a sleek, modern design perfect for accenting architectural features. Installed flush, at ground level, this robust walk-over fitting can be used to create pathways, highlight scenes and offers excellent performance.

### Key Features

- 20.0W - 81.0W
- 2,050 - 8,050 Luminaire Lumens
- Efficacy of up to 104.0 lm/W
- 3000K, 4000K, CRI>80
- IP66, IP67, IK08, IK10
- Lifetime > 60,000, L80
- RGBW Options

IP66	IP67	IK08	IK10	Colour Temperature	RGB
5 YEARS WARRANTY		60,000 hrs LIFETIME			

## Other Options Available

Contact for further details

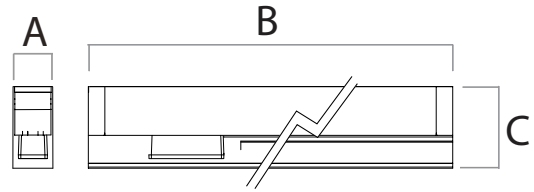
- Colour Temperatures: 2700K, 4000K

Body Type	A	B	C
Standard	108	346	88

All measurements in mm

## Mounting Options

- Recessed Mount



Code	Power (W)	Luminaire Lumens (lm)	Drive Current (mA)	Optic	CCT(K)	IP	IK	Weight (kg)	Driver Included	Driver Type
KRIW-AY18-840-20-21	20.0	2,050	-		4000	IP66	IK08	2.1	Y	Fixed
KRIW-AY18-840-39-21	39.0	4,050	-	Asymmetrical lmax=18°	4000	IP66	IK08	3.3	Y	Fixed
KRIW-AY18-840-81-21	81.0	8,050	-		4000	IP66	IK08	6.3	Y	Fixed
KRIN-SY28-840-39-21	39.0	3,900	-	Symmetrical 28°	4000	IP67	IK10	3.3	Y	Fixed
KRIN-SY28-840-81-21	81.0	7,700	-		4000	IP67	IK10	6.3	Y	Fixed