



**Kingfisher
Lighting**

Datasheet

KIRIUM Pro S4



Specification Text

The Kirium Pro S4 shall be manufactured from die-cast aluminium and finished in RAL 7046 Marine Grade powder coating. It shall have a power output of approximately 245W, with an efficacy of up to 192 lm/W depending on drive current. The luminaire shall deliver between 46,970 – 61,796 luminaire lumens. It shall have a fully programmable DALI or Fixed Output driver. Available in 4000K, the luminaire shall be IK10 and IP66 rated. It shall be suitable for side-entry mounting with a range of area optics including C1 and C2 distributions.

Specification

Weight:	14.4 kg
Windage:	0.11m ²
Material:	Die-cast Aluminium
Paint Finish:	RAL 7046

Product Description


The Kirium Pro S4 is a robust, high-output luminaire built for reliable operation in demanding exterior environments. Its precise distributions and Marine Grade construction make it an excellent option for sports and high mast.

Key Features

- 245.0W
- 46,970 – 61,796 Luminaire Lumens
- Efficacy up to 192.0 lm/W
- 4000K, CRI >70
- IP66, IK10
- Lifetime < 100,000hrs, L90, B10

Optics

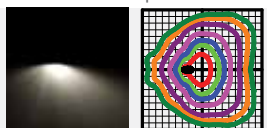
C1 Optic



C1 Optic

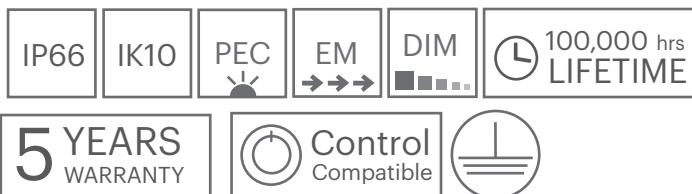
Limits obtrusive light

C2 Optic



C2 Optic

Open areas perimeter lighting



Other Options Available

Contact for further details

- Photocell Options
- Emergency Options
- Control Options

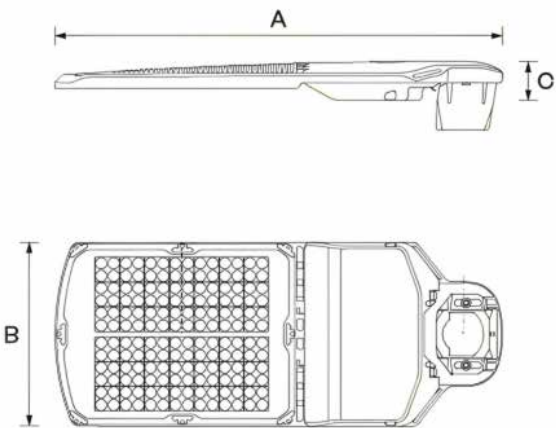
Mounting Options

- Post Top 60/76mm

Dimensions

Body Size	A	B	C	D
Standard	906	372	80	60/76

All measurements in mm



Code	Power (W)	Luminaire Lumens (lm)	Drive Current (mA)	Optic	CCT (K)	IP	IK	Weight (kg)	Driver Included
KPS4.A.B.CF.MG.168.40.C1.500N	245.0	46,970	500	C1 Optic	4000	IP66	IK10	14.4	Yes
KPS4.A.B.CF.MG.168.40.C1.700N	245.0	61,796	700		4000	IP66	IK10	14.4	Yes
KPS4.A.B.CF.MG.168.40.C2.500N	245.0	46,970	500	C2 Optic	4000	IP66	IK10	14.4	Yes
KPS4.A.B.CF.MG.168.40.C2.700N	245.0	61,796	700		4000	IP66	IK10	14.4	Yes