



Kingfisher Lighting

A division of the LUCECO group

Datasheet

SEMITA Urban



Specification Text

The SEMITA Urban shall be manufactured from high pressure die-cast aluminium and powder coated with a RAL 7016 Anthracite Grey marine grade finish. It shall have a power output ranging between 3 - 11W, with an efficacy of up to 146 lm/W. The luminaire shall deliver 388 - 1,611 luminaire lumens. The SEMITA Urban has a range of different optics to suit narrow, medium and wide paths, with a fully programmable DALI driver. Available in 2700K and 4000K, the luminaire shall be IK10 and IP66 rated with 3 hour integral emergency back-up and self-test options available.

For DarkSky Specifications, the luminaire shall produce a CCT of 2700K.



Specification

Weight: 2.4 - 2.6 kg
Material: Die-cast Aluminium
Paint Finish: RAL7016 Anthracite Grey
Embodied Carbon: 44 kg CO₂e

Product Description

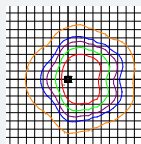
Designed and engineered in the UK, SEMITA Urban is a slimline wallpack, available with street, path or flood optics in addition to comfort options.

Key Features

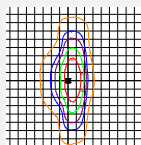
- 3.0W - 11.0W
- 388 - 1,611 Luminaire Lumens
- Efficacy up to 146.0 lm/W
- 2700K, 4000K, CRI>70
- IP66, IK10
- Lifetime > 100,000hr, L80
- 3 Hour Integral Emergency
- DarkSky Approved

Available with integral 3 hour emergency using a 3.0W pack. Output range from 372 - 438 lm dependant on optic, CCT & accessories.

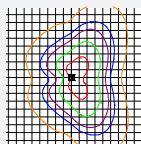
Optics



Flood Optic FL
Designed with excellent wide distribution for areas needing greater illumination such as car parks, children's areas and many more areas



Path Optic OC
Perfect for a variety of pedestrian areas in close proximity to buildings. E.g retail parks, façade lighting and offices



Street Optic ST
Ideal for illuminating areas such as building perimeters and access areas. It would be best placed in areas such with high security needs.

IP66	IK10	100,000 hrs LIFETIME
EM	2700K	4000K
5 YEARS WARRANTY		



Circular Economy Score	
0 to 0.05	Very poor circular economy performance
0.5 to 1.5	Some circular economy functionality
1.5 to 2.5	Definite/substantial progress to circularity
2.5 to 4.0	Excellent circularity

Other Options Available

Contact for further details

- 3 Hour Integral Emergency
- Colour Temperature Opportunities

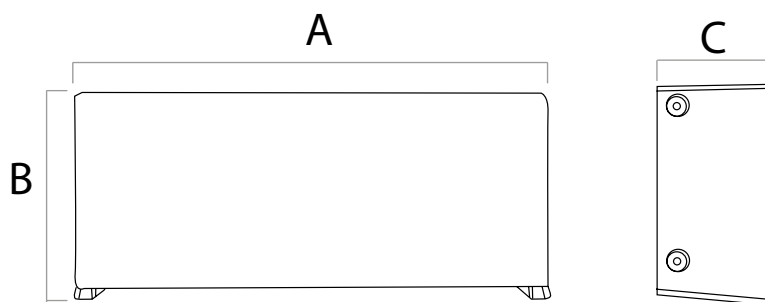
Mounting Options

- Wall Mount

Dimensions

Body Type	A	B	C
Standard	337	148	82

All measurements in mm



Code	Power (W)	Luminaire Lumens (lm)	Drive Current (mA)	Inrush Current (A pk)	Optic	CCT (K)	IP	IK	Weight (kg)	Driver Included	Driver Type
SEMUFL04D	3.0	439	111	9.2		4000	IP66	IK10	2.4	Yes	Basic DALI
SEMUFL04D27K	3.0	417	111	9.2		2700	IP66	IK10	2.4	Yes	Basic DALI
SEMUFL08D	6.0	812	205	5.0		4000	IP66	IK10	2.4	Yes	Basic DALI
SEMUFL08DEM	6.0	812	205	5.0		4000	IP66	IK10	2.6	Yes	Basic DALI
SEMUFL08D-ST-DALIEM	6.0	812	205	5.0		4000	IP66	IK10	2.6	Yes	Basic DALI
SEMUFL15D	11.0	1611	410	5.0		4000	IP66	IK10	2.4	Yes	Basic DALI
SEMUFL15DEM	11.0	1611	410	5.0		4000	IP66	IK10	2.6	Yes	Basic DALI
SEMUFL15D-ST-DALIEM	11.0	1611	410	5.0	Flood Optic - FL	4000	IP66	IK10	2.6	Yes	Basic DALI
SEMUFL08D27K	6.0	771	205	5.0		2700	IP66	IK10	2.4	Yes	Basic DALI
SEMUFL08D27KEM	6.0	771	205	5.0		2700	IP66	IK10	2.4	Yes	Basic DALI
SEMUFL08D27K-ST-DALIEM	6.0	771	205	5.0		2700	IP66	IK10	2.4	Yes	Basic DALI
SEMUFL15D27K	11.0	1530	410	5.0		2700	IP66	IK10	2.4	Yes	Basic DALI
SEMUFL15D27KEM	11.0	1454	410	5.0		2700	IP66	IK10	2.4	Yes	Basic DALI
SEMUFL15D27K-ST-DALIEM	11.0	1381	410	5.0		2700	IP66	IK10	2.4	Yes	Basic DALI
SEMUOC04D	3.0	428	111	9.2		4000	IP66	IK10	2.4	Yes	Basic DALI
SEMUOC04D27K	3.0	410	111	9.2		2700	IP66	IK10	2.4	Yes	Basic DALI
SEMUOC08D	6.0	802	205	5.0		4000	IP66	IK10	2.4	Yes	Basic DALI
SEMUOC08DEM	6.0	802	205	5.0		4000	IP66	IK10	2.6	Yes	Basic DALI
SEMUOC08D-ST-DALIEM	6.0	802	205	5.0		4000	IP66	IK10	2.6	Yes	Basic DALI
SEMUOC15D	11.0	1570	410	5.0		4000	IP66	IK10	2.4	Yes	Basic DALI
SEMUOC15DEM	11.0	1570	410	5.0		4000	IP66	IK10	2.6	Yes	Basic DALI
SEMUOC15D-ST-DALIEM	11.0	1570	410	5.0	Path Optic - OC	4000	IP66	IK10	2.6	Yes	Basic DALI
SEMUOC08D27K	6.0	762	205	5.0		2700	IP66	IK10	2.4	Yes	Basic DALI
SEMUOC08D27KEM	6.0	762	205	5.0		2700	IP66	IK10	2.4	Yes	Basic DALI
SEMUOC08D27K-ST-DALIEM	6.0	762	205	5.0		2700	IP66	IK10	2.4	Yes	Basic DALI
SEMUOC15D27K	11.0	1505	410	5.0		2700	IP66	IK10	2.4	Yes	Basic DALI
SEMUOC15D27KEM	11.0	1505	410	5.0		2700	IP66	IK10	2.4	Yes	Basic DALI
SEMUOC15D27K-ST-DALIEM	11.0	1505	410	5.0		2700	IP66	IK10	2.4	Yes	Basic DALI

Code	Power (W)	Luminaire Lumens (lm)	Drive Current (mA)	Inrush Current (A pk)	Optic	CCT (K)	IP	IK	Weight (kg)	Driver Included	Driver Type
SEMUST04D	3.0	408	111	9.2		4000	IP66	IK10	2.4	Yes	Basic DALI
SEMUST04D27K	3.0	388	111	9.2		2700	IP66	IK10	2.4	Yes	Basic DALI
SEMUST08D	6.0	783	205	5.0		4000	IP66	IK10	2.4	Yes	Basic DALI
SEMUST08DEM	6.0	783	205	5.0		4000	IP66	IK10	2.6	Yes	Basic DALI
SEMUST08D-ST-DALIEM	6.0	783	205	5.0		4000	IP66	IK10	2.6	Yes	Basic DALI
SEMUST15D	11.0	1496	410	5.0		4000	IP66	IK10	2.4	Yes	Basic DALI
SEMUST15DEM	11.0	1496	410	5.0		4000	IP66	IK10	2.6	Yes	Basic DALI
SEMUST15D-ST-DALIEM	11.0	1496	410	5.0	Street Optic - ST	4000	IP66	IK10	2.6	Yes	Basic DALI
SEMUST08D27K	6.0	744	205	5.0		2700	IP66	IK10	2.4	Yes	Basic DALI
SEMUST08D27KEM	6.0	744	205	5.0		2700	IP66	IK10	2.4	Yes	Basic DALI
SEMUST08D27K-ST-DALIEM	6.0	744	205	5.0		2700	IP66	IK10	2.4	Yes	Basic DALI
SEMUST15D27K	11.0	1425	410	5.0		2700	IP66	IK10	2.4	Yes	Basic DALI
SEMUST15D27KEM	11.0	1425	410	5.0		2700	IP66	IK10	2.4	Yes	Basic DALI
SEMUST15D27K-ST-DALIEM	11.0	1425	410	5.0		2700	IP66	IK10	2.4	Yes	Basic DALI