



**Kingfisher
Lighting**

Part of the LUCECO group of companies

Datasheet

QUARTO 2.0



Specification Text

The QUARTO 2.0 shall be manufactured from high pressure die-cast aluminium and powder coated with a RAL 7016 Anthracite Grey marine grade finish. It shall have a power output ranging between 7.5 - 14.2W, with an efficacy of 93 - 121lm/W. The luminaire shall deliver 740 - 1,720 luminaire lumens. The QUARTO 2.0 has a range of different optics to suit narrow, medium and wide paths. Available in 2700K or 4000K, the luminaire shall be IK10 and IP66 rated with 3 hour integral emergency back-up and self-test options available.

Specification

Weight: 4 - 4.2 kg
Material: Die-cast Aluminium
Paint Finish: RAL7016 Anthracite Grey
Embodied Carbon: 77 kg CO₂e

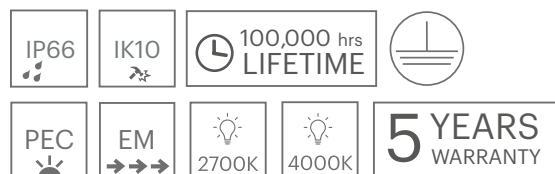
Product Description

The QUARTO is a stylish, modern bulkhead available with emergency and photocell options. This luminaire is perfect for building and perimeter lighting.

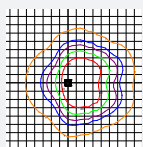
Key Features

- 7.5W - 14.2W
- 720 - 1,720 Luminaire Lumens
- Efficacy up to 121.0 lm/W
- 2700K, 4000K, CRI>70
- IP66, IK10
- Lifetime > 100,000hr L80
- 3 Hour Integral Emergency
- Colour Temperature Opportunities
- Motion Sensor Option

Available with integral 3 hour emergency using a 3.0W pack. Output range from 315 - 363 lm dependant on optic, CCT & accessories.

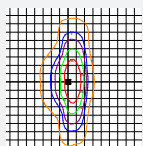


Optics



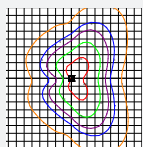
Flood Optic

Designed with excellent wide distribution for areas needing greater illumination such as car parks, children's areas and many more areas



Path Optic

Perfect for a variety of pedestrian areas in close proximity to buildings. E.g retail parks, façade lighting and offices.



Street Optic

Ideal for illuminating areas such as building perimeters and access areas. It would be best placed in areas such with high security needs.

Circular Economy Score

0 to 0.05	Very poor circular economy performance
0.5 to 1.5	Some circular economy functionality
1.5 to 2.5	Definite/substantial progress to circularity
2.5 to 4.0	Excellent circularity

Other Options Available

Contact for further details

- 3 Hour Integral Emergency
- Colour Temperature Opportunities
- Monitor Sensor Option

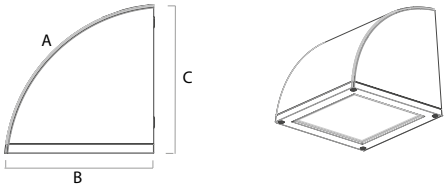
Mounting Options

- Wall Mount

Dimensions

Body Type	A	B	C	D
Standard	231	230	230	200x80

All measurements in mm



Code	Power (W)	Luminaire Lumens (lm)	Drive Current (mA)	Inrush Current (A pk)	Optic	CCT (K)	IP	IK	Weight (kg)	Driver Included	Driver Type
QUAFL08F	7.5	840	250	14.0	Asymmetrical Flood Optic FL	4000	IP66	IK10	4.2	Yes	Fixed
QUAFL15F	14.2	1,720	500	14.0		4000	IP66	IK10	4.2	Yes	Fixed
QUAFL08F27K	7.5	765	250	14.0		2700	IP66	IK10	4.2	Yes	Fixed
QUAFL15F27K	14.2	1,560	500	14.0		2700	IP66	IK10	4.2	Yes	Fixed
QUAOC08F	7.5	820	250	14.0	Asymmetrical Path Optic OC	4000	IP66	IK10	4.2	Yes	Fixed
QUAOC15F	14.2	1,675	500	14.0		4000	IP66	IK10	4.2	Yes	Fixed
QUAOC08F27K	7.5	740	250	14.0		2700	IP66	IK10	4.2	Yes	Fixed
QUAOC15F27K	14.2	1,510	500	14.0		2700	IP66	IK10	4.2	Yes	Fixed
QUAST08F	7.5	790	250	14.0	Asymmetrical Street Optic ST	4000	IP66	IK10	4.2	Yes	Fixed
QUAST15F	14.2	1,620	500	14.0		4000	IP66	IK10	4.2	Yes	Fixed
QUAST08F27K	7.5	720	250	14.0		2700	IP66	IK10	4.2	Yes	Fixed
QUAST15F27K	14.2	1,470	500	14.0		2700	IP66	IK10	4.2	Yes	Fixed