



**Kingfisher
Lighting**

Part of the LUCECO group of companies

Datasheet

PIXOL Bollard



Specification Text

The PIXOL Bollard shall be manufactured from with a die-cast aluminium body and powder coated with a graphite grey, aluminium silver or treated lamellar wood support. It shall have a power output ranging between 10 - 20W, with an efficacy up to 62 lm/W. It shall produce 590 - 620 luminaire lumens. The PIXOL bollard has both one way and two way distributions. The luminaire shall come in 3000K and 4000K and be rated IK08 and IP66 with top or side entry mounted lighting at a height of 900mm high.

Specification

Weight:	8.0 - 10.8 kg
Windage:	0.09 - 0.17 m ²
Material:	Die-cast Aluminium
Paint Finish:	Graphite Grey

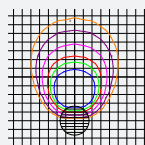
Product Description

Available in both wooden and aluminum finishes, the PIXOL bollard has many variations from top illumination to side as well a range of optics to choose from. This versatile range sits perfectly with the PIXOL range.

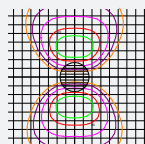
Key Features

- 10.0W - 20.0W
- 590 - 620 Luminaire Lumens
- Efficacy up to 62 lm/W
- 3000K, 4000K, CRI>80
- IP66, IK08
- Lifetime 60,000, L80
- 2 Aesthetic Options

Optics



Side Mounted One-way



Side Mounted Two-way



Other Options Available

Contact for further details

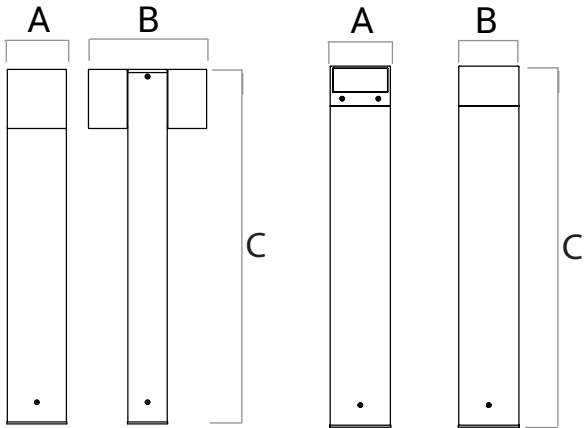
- Colour Temperature Opportunities

Mounting Options

- Flange Plate/Root Mounting

Body Type	A	B	C
Side Mounted One Way	110	210	700
Side Mounted Two Way	110	320	700
Top Mounted	110	110	730

All measurements in mm



Code	Power	Luminaire Lumens	Drive Current	Optic	CCT(K)	IP	IK	Weight kg	Driver Included	Driver Type
PIX7-BSA110-1W-840-10-16	10.0	590	-	Side Mounted One-way	4000	IP66	IK08	4.8	Yes	Fixed
PIX7-BSA110-2W-840-20-16	20.0	590	-	Side Mounted Two-way	4000	IP66	IK08	6.3	Yes	Fixed
PIX7-BSW110-1W-840-10-16	10.0	590	-	Side Mounted One-way	4000	IP66	IK08	6.5	Yes	Fixed
PIX7-BSW110-2W-840-20-16	20.0	590	-	Side Mounted Two-way	4000	IP66	IK08	8.0	Yes	Fixed
PIX9-BSA150-1W-840-10-16	10.0	620	-	Side Mounted One-way	4000	IP66	IK08	8.0	Yes	Fixed
PIX9-BSA150-2W-840-20-16	20.0	620	-	Side Mounted Two-way	4000	IP66	IK08	9.1	Yes	Fixed
PIX9-BSW150-2W-840-20-16	10.0	620	-	Side Mounted One-way	4000	IP66	IK08	12.0	Yes	Fixed