

Datasheet

DUEDIECI



Specification Text

The DUEDIECI shall be manufactured from die-cast aluminium and powder coated with a graphite grey or aluminium silver finish. It shall have a power output ranging between 10 - 21W, the luminaire delivers 75 - 95lm/W, luminaire lumen outputs ranging from 750 - 2,000 lm. The DUEDIECI has a range of beam angles as well as a fully adjustable head for flexibility. Available in 3000K, 4000K or RGBW, the luminaire shall be IK09 and IP66 rated.

Specification

Weight:	1.9 kg
Windage:	0.4m ²
Material:	Die-cast Aluminium
Paint Finish:	Graphite Grey

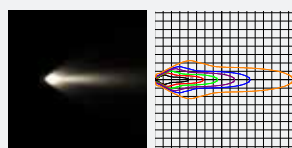
Product Description

DUEDIECI, the small yet powerful flood suitable for a variety of outdoor spaces. Perfect for feature highlighting and accenting architecture.

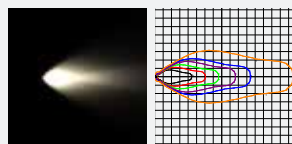
Key Features

- 10.0 - 21.0W
- 750 - 2,000 Luminaire Lumens
- Efficacy up to 75 - 95 lm/W
- 4000K, CRI>70
- IP66, IK08, IK09
- Lifetime 60,000, L80
- RGB Options
- Adjustable Head
- Colour Temperature Options

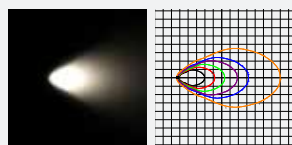
Optics



Symmetrical 11°



Symmetrical 18°



Symmetrical 36°

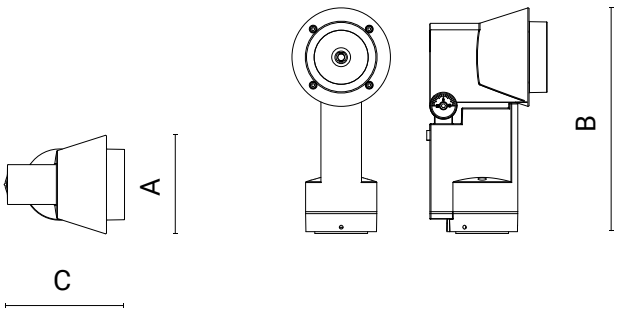


Mounting Options

- Floor and Wall Mount

Body Type	A	B	C
Standard	110	251	135

All measurements in mm



Code	Power	Luminaire Lumens	Drive Current	Optic	CCT(K)	IP	IK	Weight kg	Driver Included	Driver Type
DUED-SY11-830-10-16	10.0	750	-	Symmetrical 11°	3000	IP66	IK09	1.85	Yes	Fixed
DUED-SY11-840-10-16	10.0	850	-		4000	IP66	IK08	1.85	Yes	Fixed
DUED-SY18-830-21-16	21.0	1,900	-	Symmetrical 18°	3000	IP66	IK09	1.85	Yes	Fixed
DUED-SY18-840-21-16	21.0	2,000	-		4000	IP66	IK09	1.85	Yes	Fixed
DUED-SY36-830-21-16	21.0	1,850	-	Symmetrical 36°	3000	IP66	IK08	1.85	Yes	Fixed
DUED-SY36-840-21-16	21.0	1,950	-		4000	IP66	IK09	1.85	Yes	Fixed