



# Kingfisher Lighting

Part of the LUCECO group of companies

## Datasheet

# DUEVENTI



### Specification Text

The DUEVENTI shall be manufactured from die-cast aluminium and powder coated with a graphite grey or aluminium silver finish. It shall have a power output ranging up to 58W, with an efficacy from 87 - 116lm/W. The luminaire shall deliver 5,050 - 6,750 luminaire lumens. The DUEVENTI has a range of beam angles as well as a fully adjustable head for flexibility. Available in 3000K, 4000K or RGBW, the luminaire shall be IK10 and IP66 rated.

### Specification

Weight:	6.5 kg
Windage:	0.11 m <sup>2</sup>
Material:	Die-cast Aluminium
Paint Finish:	Graphite Grey

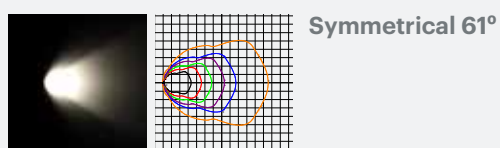
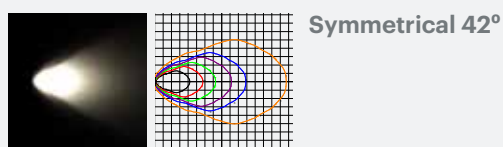
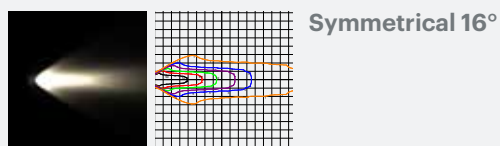
### Product Description

Sleek and powerful, DUEVENTI is the ideal solution to highlight architectural features. This versatile luminaire can be use floor, wall or even column mounted to create stunning visual effects, while providing visual comfort to all.

### Key Features

- 58.0W
- 5,050 – 6,750 Luminaire Lumens
- Efficacy up to 116.0 lm/W
- 3000K, 4000K, CRI>70
- IP66, IK10
- Lifetime 60,000, L80
- RGBW Options
- Colour Temperature Options

### Optics



## Other Options Available

Contact for further details

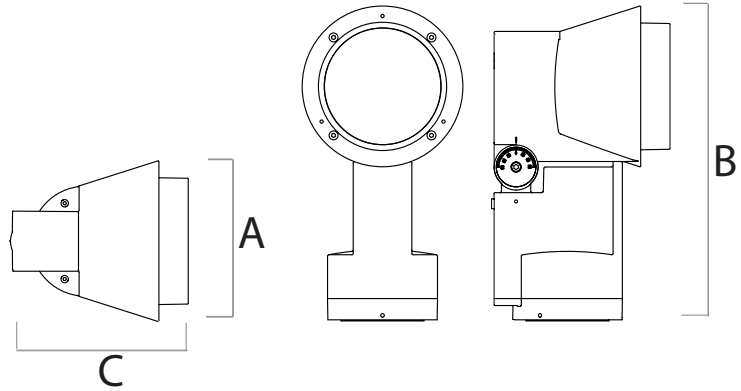
- Colour Temperatures: 3000K, 4000K

Body Type	A	B	C
Standard	220	430	243

All measurements in mm

## Mounting Options

- Floor and Wall Mount



Code	Power	Luminaire Lumens	Drive Current	Optic	CCT(K)	IP	IK	Weight kg	Driver Included	Driver Type
DUEV-SY16-830-58-16	58.0	6,400	-	Symmetrical 16°	3000	IP66	IK10	6.5	Yes	Fixed
DUEV-SY16-840-58-16	58.0	6,750	-		4000	IP66	IK10	6.5	Yes	Fixed
DUEV-SY42-830-58-16	58.0	5,500	-	Symmetrical 42°	3000	IP66	IK10	6.5	Yes	Fixed
DUEV-SY42-840-58-16	58.0	5,800	-		4000	IP66	IK10	6.5	Yes	Fixed
DUEV-SY61-830-58-16	58.0	5,050	-	Symmetrical 61°	3000	IP66	IK10	6.5	Yes	Fixed
DUEV-SY61-840-58-16	58.0	5,400	-		4000	IP66	IK10	6.5	Yes	Fixed